


# A Child's Guide to Surgery



University Hospitals



Rainbow Babies  
& Children's Hospital





**Welcome!**


Thank you for choosing **University Hospitals Rainbow Babies & Children's Hospital** for your child's procedure.

This coloring book is our way to help you prepare your child for their experience. We encourage you to read and discuss this book with your child in an open and honest fashion. Being prepared for what will happen during the visit will help your child better cope with their surroundings, anesthesia, their procedure or surgery and recovery. We hope that you and your child will find this tool useful in preparing for the hospital experience. If you have questions or concerns about your child's procedure, please contact your physician.

To arrange for additional support in preparing for your child's procedure, including a personal tour of our facilities, please call our Child Life Department at 216-844-5433.

Thank you,  
UH Rainbow Babies & Children's Surgical Staff

Welcome to



# UH Rainbow Babies & Children's Hospital

UH Rainbow Babies & Children's Hospital is a special hospital just for kids where doctors, nurses, and child life specialists take the very best care of children so they can be their healthiest.

Follow and color our **rainbow** throughout this coloring book as we guide you through your procedure.

## Can you tell us about yourself?

My name is: \_\_\_\_\_

The date of my visit is: \_\_\_\_\_

My doctor is: \_\_\_\_\_

I **have** **have not** visited Rainbow before.

(circle one)

I am 2 3 4 5 6 7 8 9 \_\_\_\_\_ years old.

(circle one or write)


Why are you visiting Rainbow today?

---

---



Here is a drawing of me!



Here is something that makes me






My favorite thing(s) to do . . .



Rainbow is a hospital just for children like you. All the people that work here want to help you. If you don't understand something, it is OK to ask questions.

**What part of your body will we be helping today?**

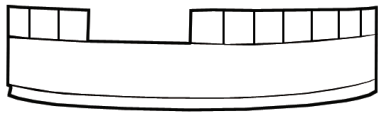
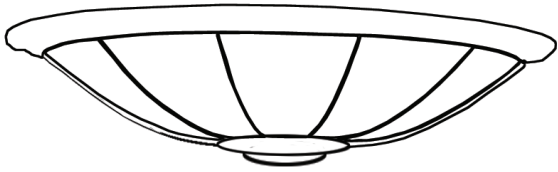





NPO: DO NOT GIVE ME ANYTHING TO EAT OR DRINK

# Search & Find

Can you find all these things at Rainbow?



hot air balloon desk



carousel horse


purple flowers









playhouse



butterfly  
on big flower



baseball players



How many big, green trees can you count?

\_\_\_\_\_

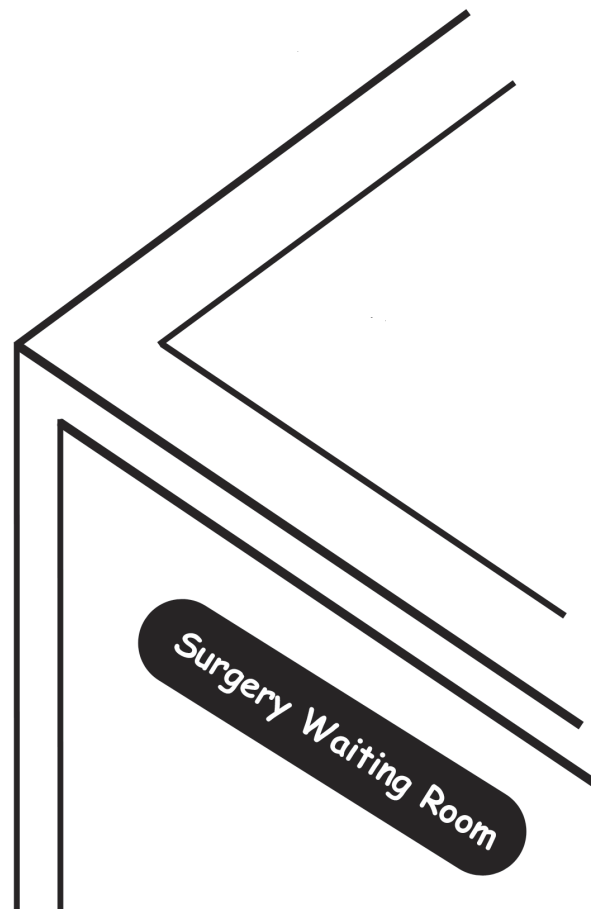

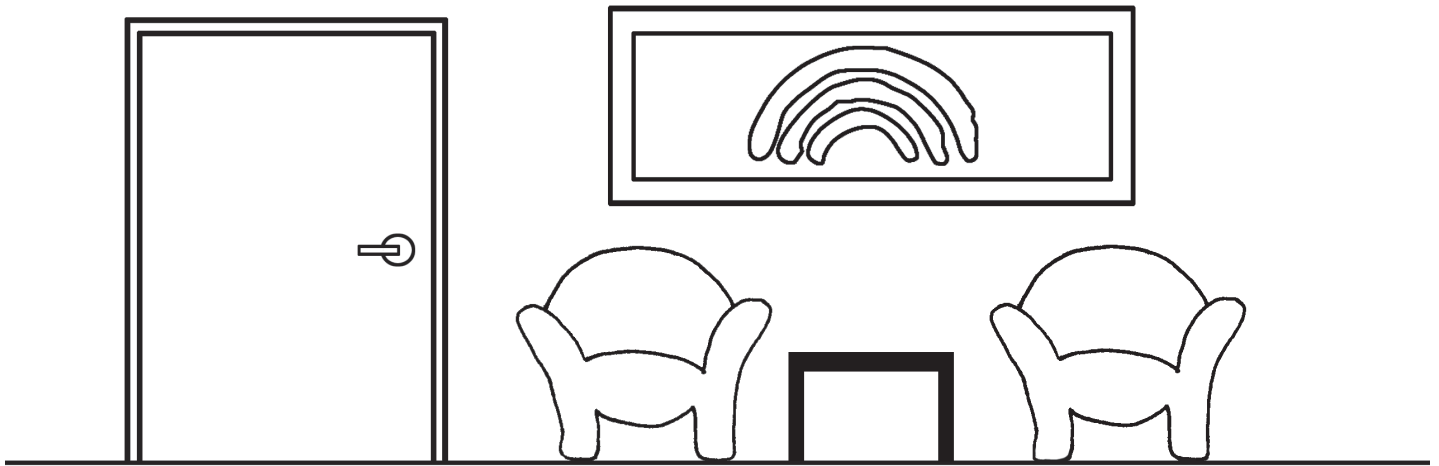
How many orange flowers can you find?

\_\_\_\_\_






The first room you'll come to is the surgery waiting room. There is no food or drink allowed.






A nurse will come to get you and your family from the waiting area and take you to the preop room where they will help you get ready for your procedure.



My nurse is

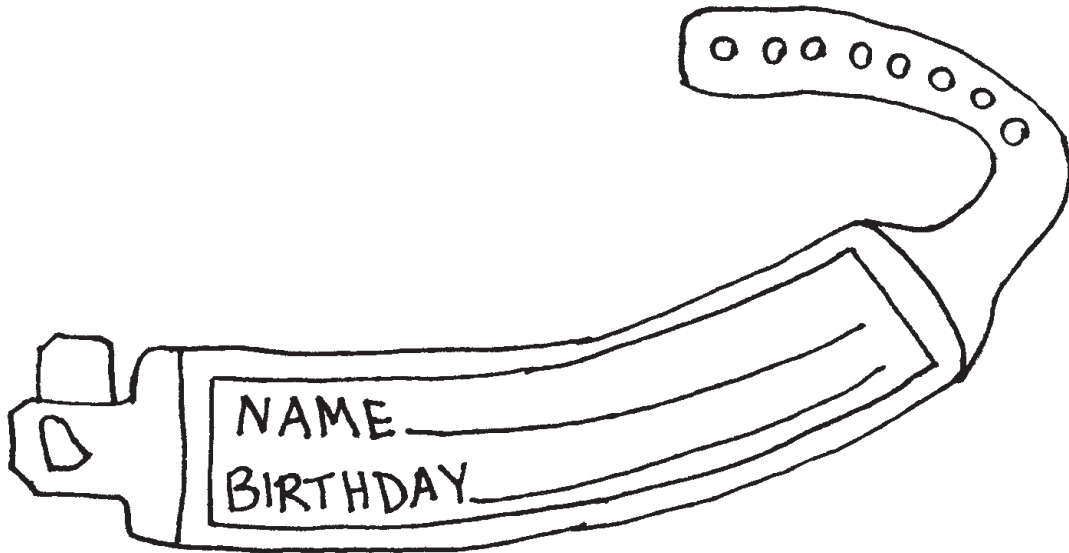
---



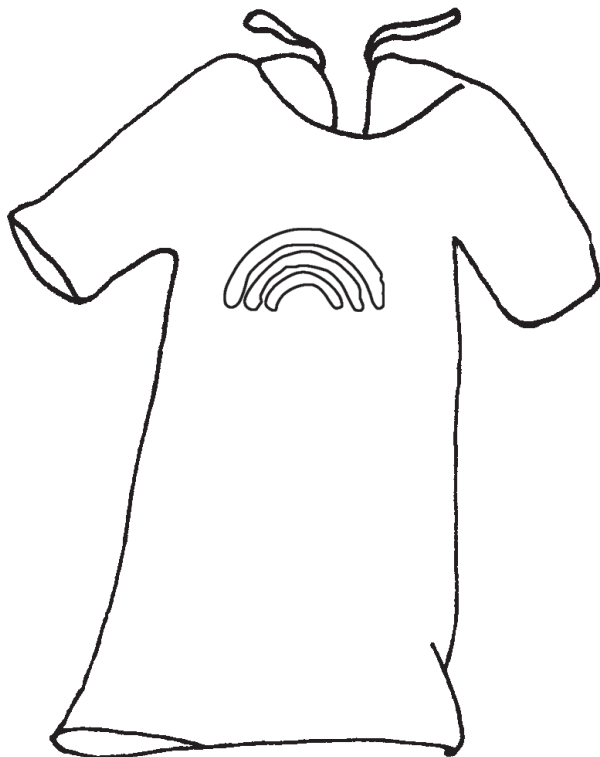


## Pre-Op Room

This is the Pre-Op Room. This is where you will wait with your family or caregiver before your procedure. You will meet lots of people here like nurses and doctors. You may see other children in this room too.



Your nurses will start preparing you for your procedure. One of the first things they will do is give you a bracelet that has your name and birthday on it. You can have it put around your wrist or ankle.

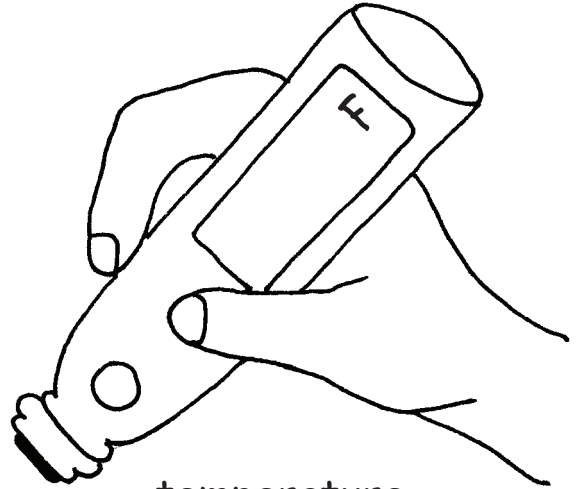
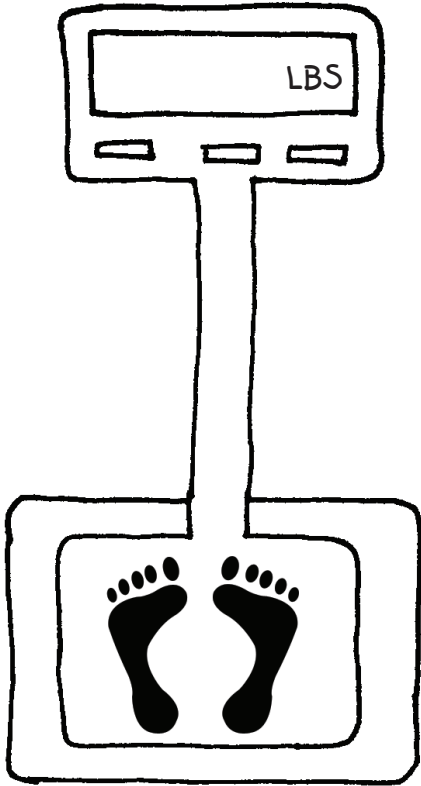


You will also get **hospital pajamas** to change into.


Your nurses will check your weight, body temperature, listen to your heart and lungs, and heartbeat.

Can you fill in your numbers below?

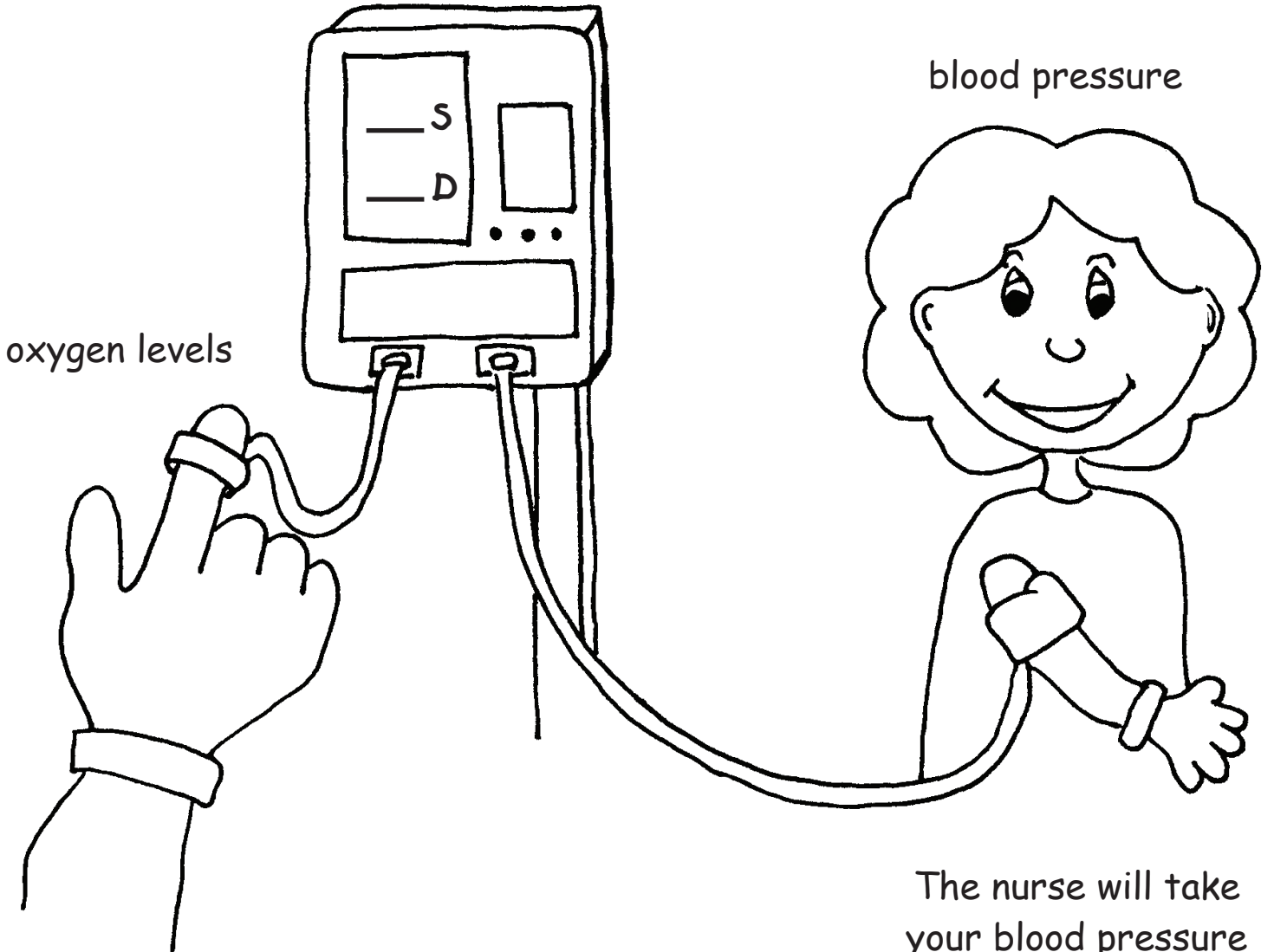
weight



temperature



Listening to  
heart & lungs



oxygen levels

blood pressure

The nurse will also need to check your breathing. She will put a tiny band with a red light around your finger. This is called a pulse-ox machine.

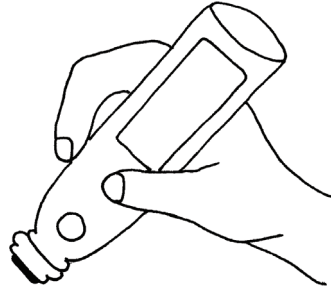
The nurse will take your blood pressure too. An arm band is wrapped around your upper arm or leg. The band will give your arm or leg a big hug.



# Match Them Up!


Draw a line from the phrase to the correct picture and then fill in the missing letters for the picture.

This item has your name and birthday on it and will go around your wrist or ankle.



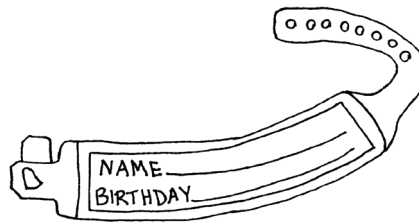
\_\_\_ hermometer

This item takes your temperature on your forehead.



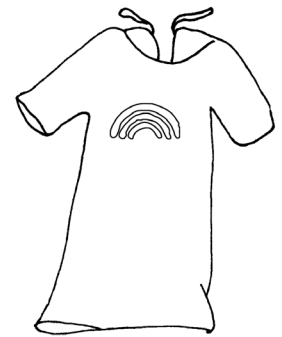
stethosco \_\_\_ e

This is a place that takes care of children.




bracele \_\_\_

You will change into this before your procedure.



hos \_\_\_ ital pa \_\_\_ amas

This is used to listen to your heart and lungs.



ho \_\_\_ pital



Another person you may meet is a **child life specialist**.

They are there to explain things to you and make you feel more comfortable during your stay. The child life specialist will explain to you what happens at Rainbow and will show you some of the medical materials you will see.



While you are waiting for your procedure, you will meet your **doctors**.

### **Your Surgeon**


This is the doctor who will be doing your procedure.



### **Your Anesthesiologist**

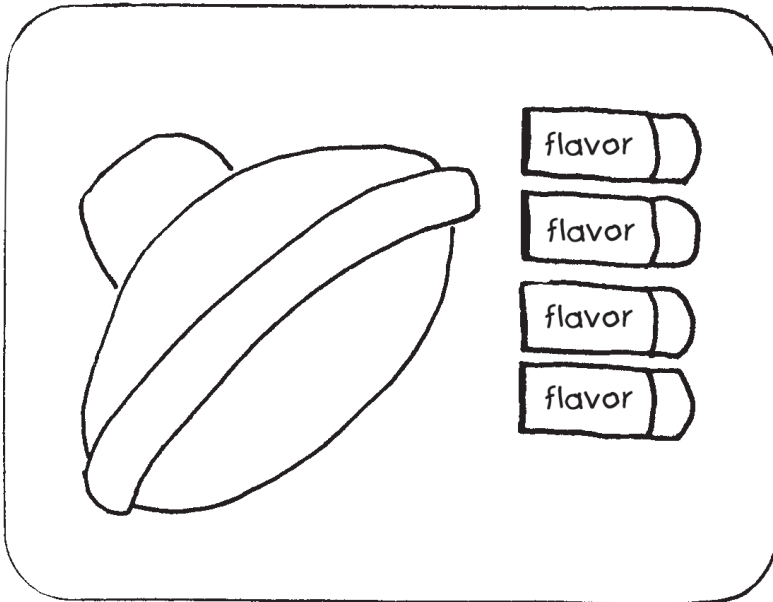
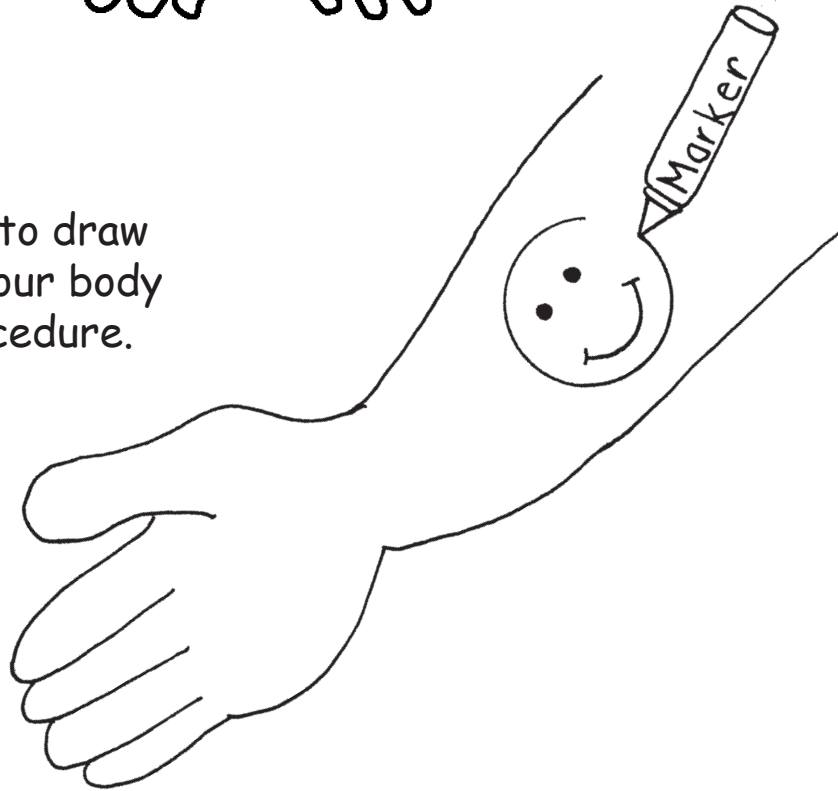
(an-es-thee-z-al-o-gist)

This is the doctor who gives you "sleepy" medicine. They will keep you asleep and comfortable so you won't feel anything during your procedure.





The surgeon may need to draw a mark on the part of your body that is having the procedure.



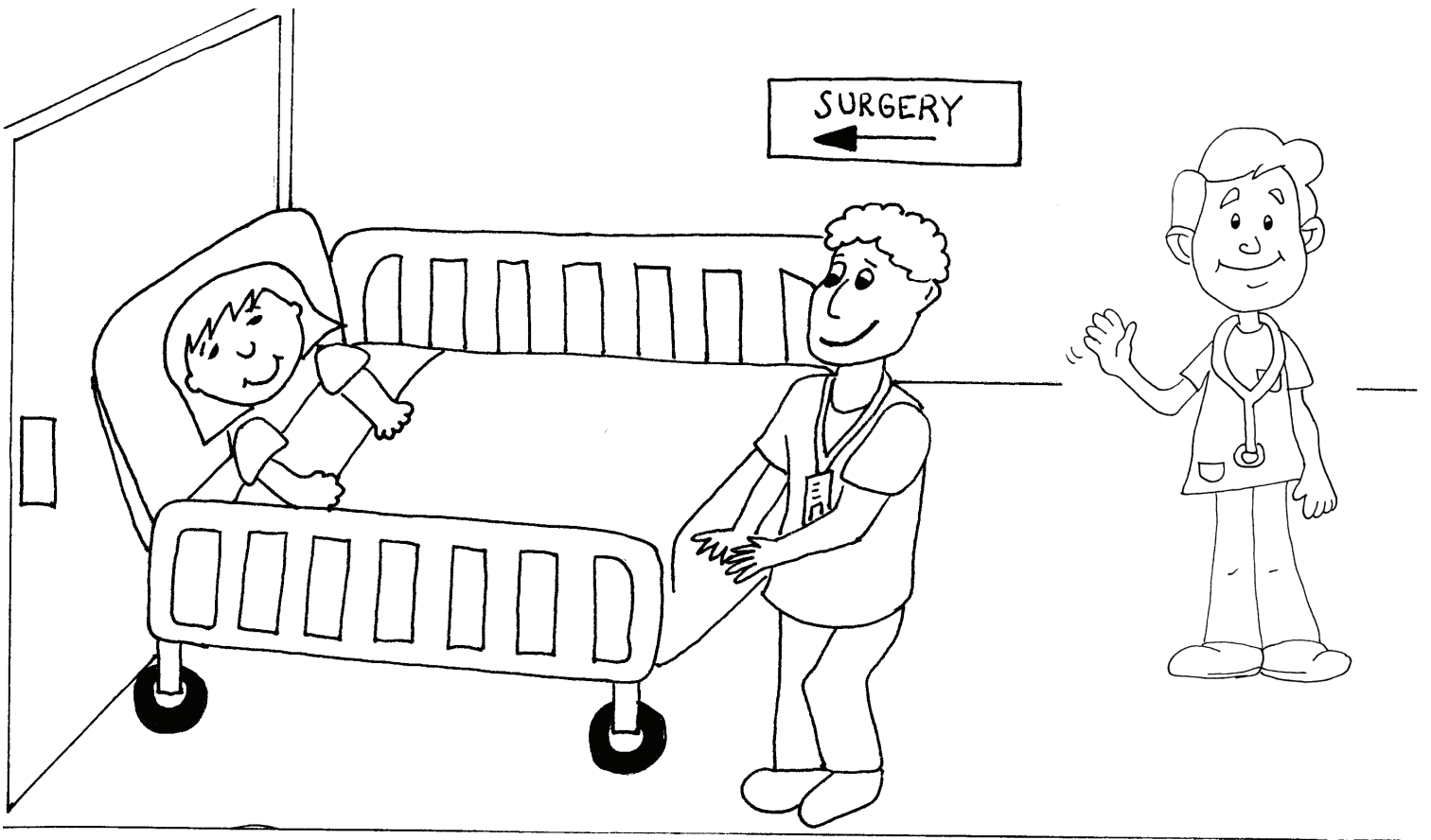
It's now time to pick out your flavor for your mask. The mask will be gently placed over your nose and mouth to breathe in the sleepy medicine. There are several flavors to pick from.

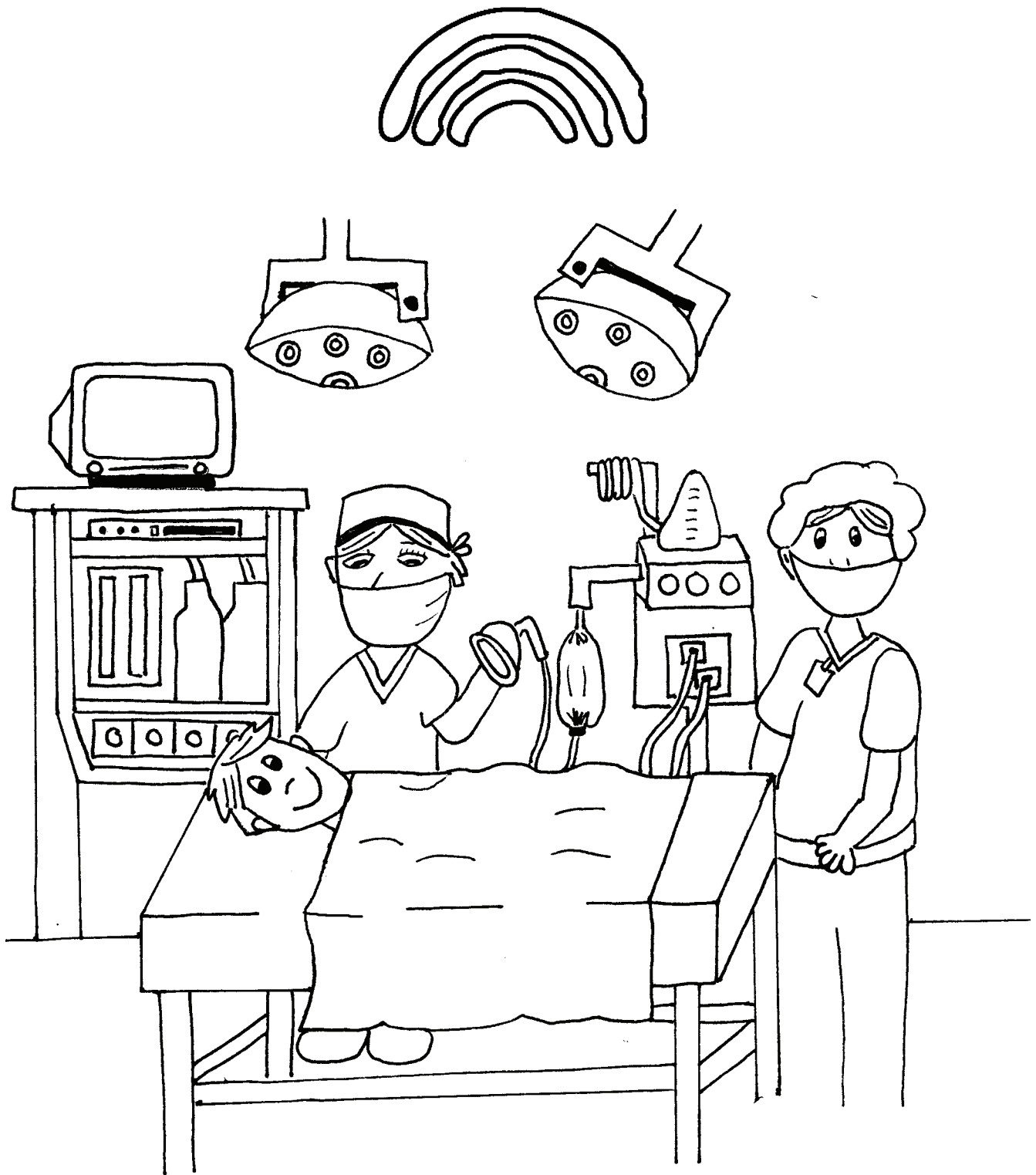
What flavor will you pick?

---




When it's time for your procedure the team of people caring for you will come to get you. You will ride in your bed to the operating room.



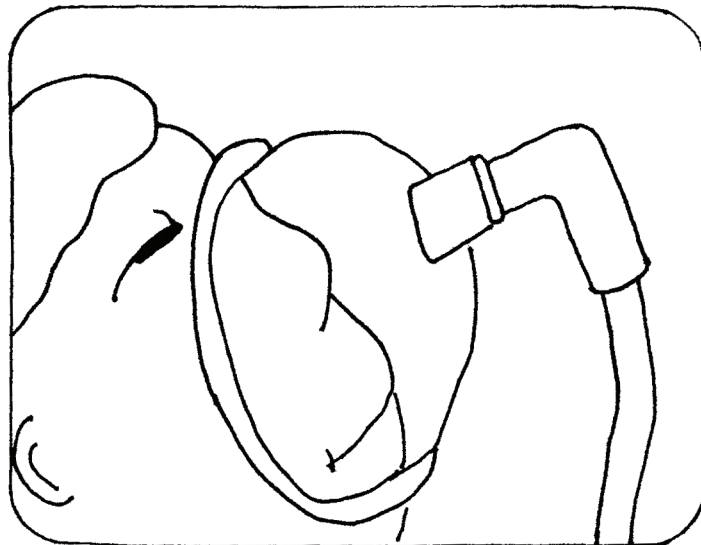


When you arrive in the operating room, the team caring for you will be wearing blue scrubs, hats, and masks. There will be lots of equipment, people and big lights in the room.

The anesthesiologist will ask you to take big, deep breaths through the clear plastic mask to help you fall asleep.

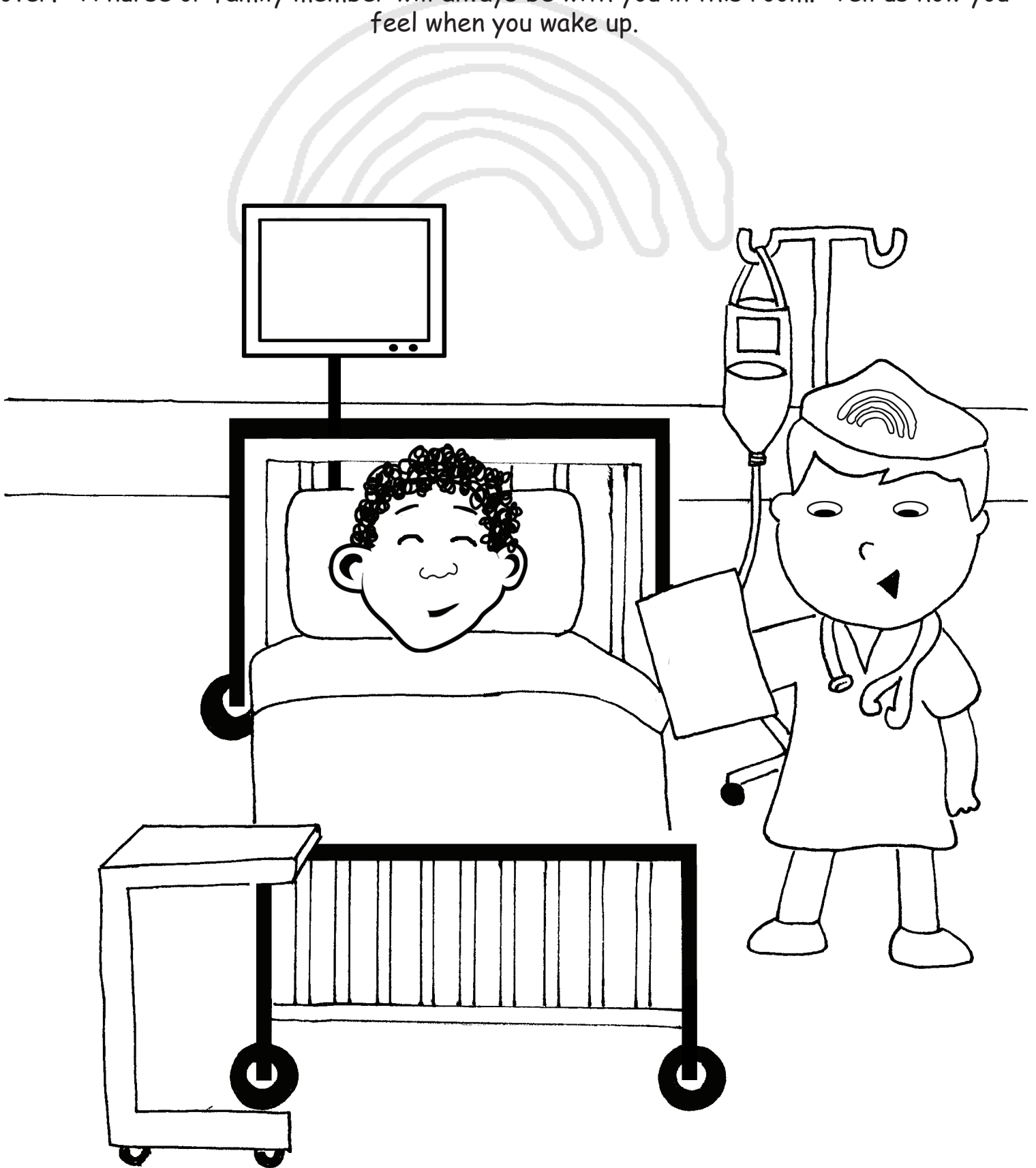


Circle how many **BIG BREATHS** you think you will take before you fall asleep.




# Recovery Room

This is the Recovery Room. This is where you will go to wake up once your procedure is over. A nurse or family member will always be with you in this room. Tell us how you feel when you wake up.



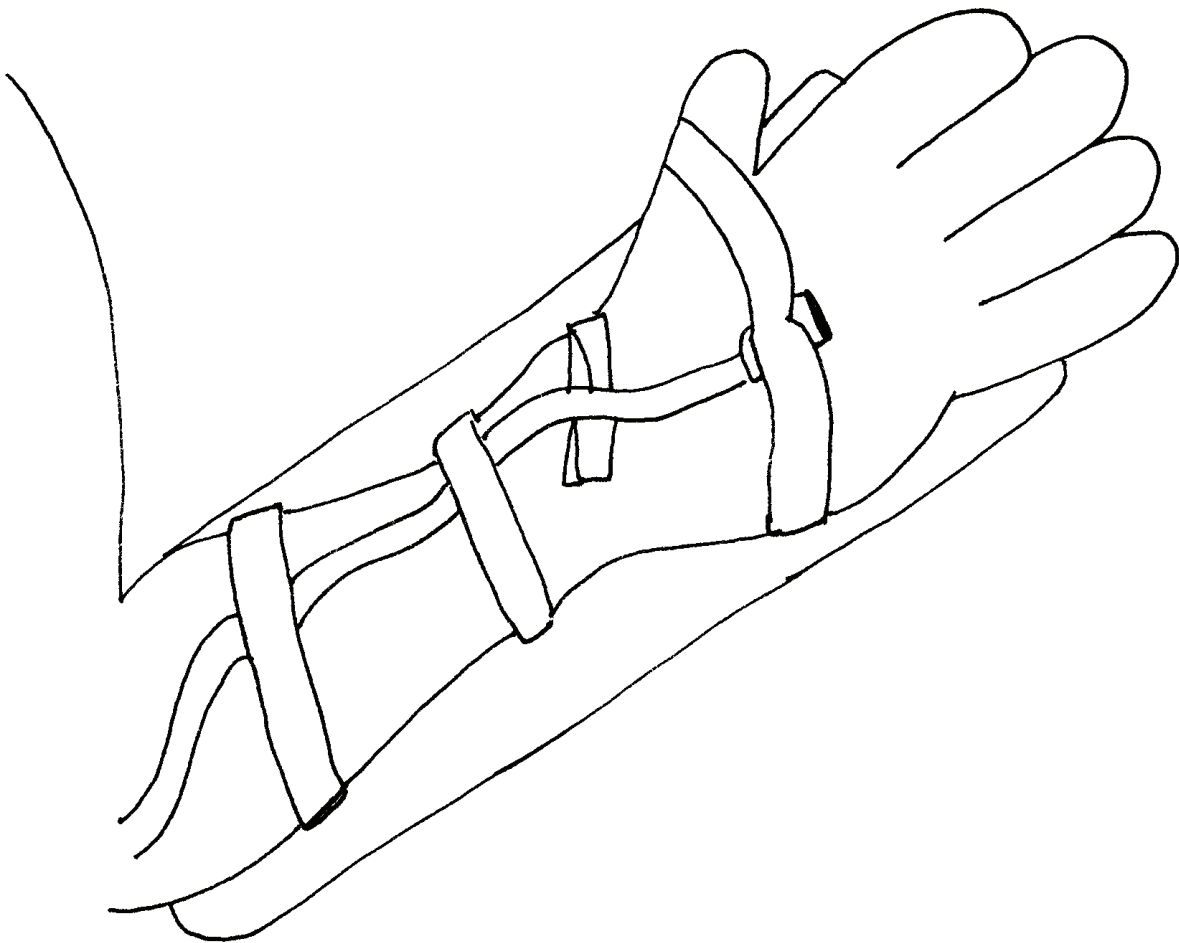


As you are waking up, your family members can come to see you. You may feel sleepy or groggy. Your nurses will continually check on you to make sure you are doing ok. You may hear other children in this room too.





When you wake up you may notice that your arm or foot is taped up. This is your IV. This is a tiny straw with a soft pillow board underneath your arm or foot. The doctors and nurses use the IV to give you medicine.





Some children go home the day of their procedure but others may need to stay a little while longer. If you have to stay your family or caregiver can stay with you.



## MY VISIT TO THE HOSPITAL

The best part about coming to the hospital was . . .

---

---

The hardest part about coming to the hospital was . . .

---

---

Some of the people I met . . .

---

---



# ALPHABET AND NUMBERS

## TRACING FUN

A a B b C c D d

E e F f G g H h


I i J j K k L l

M m N n O o P p


Q q R r S s T t

U u V v W w X x

Y y Z z



MY DOODLE PAGE



**AUTOGRAPHS**



University Hospitals  
Rainbow Babies & Children's Hospital  
11100 Euclid Avenue  
Cleveland, Ohio 44106  
**216-UH4-KIDS (844-5437)**  
**RainbowBabies.org**