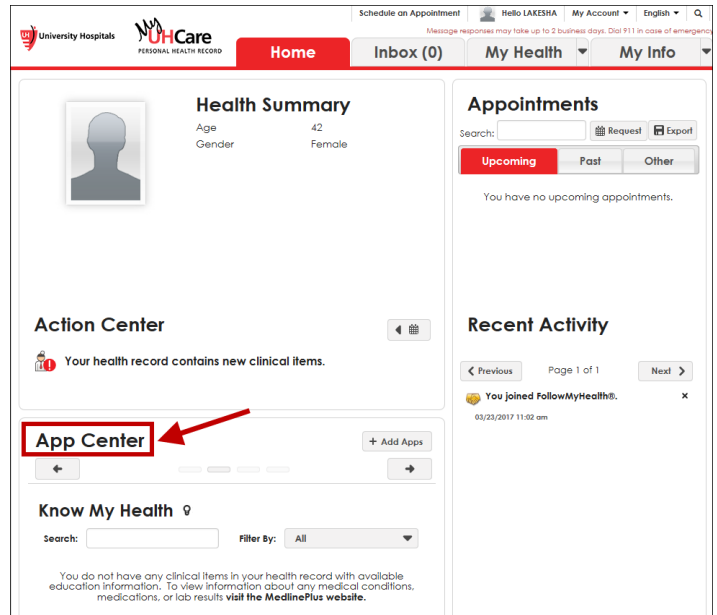


How to Launch the Pay My Bill App in the MyUHCare Personal Health Record (PHR)

Follow the instructions below to pay your hospital bill directly from your MyUHCare Personal Health Record using the new Pay My Bill app.

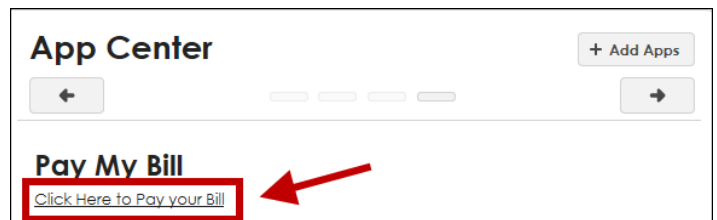
1. After logging in to the MyUHCare PHR at <https://uhhospitals.followmyhealth.com>, navigate to the **App Center** located in the bottom left corner.



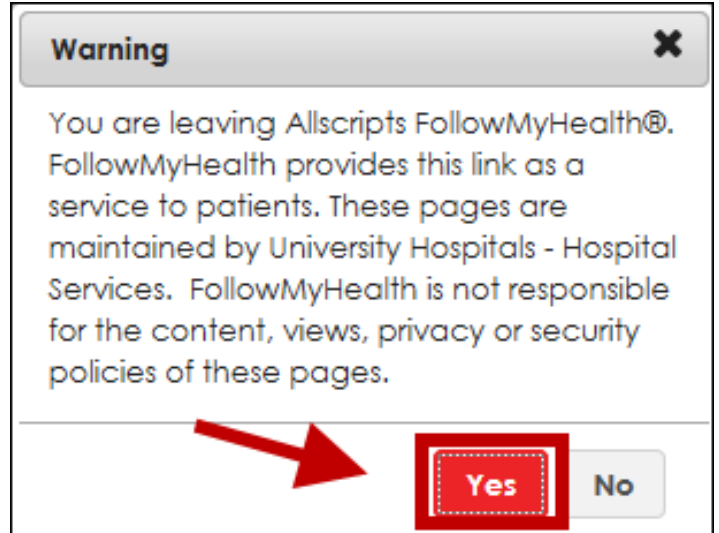
2. Click the right arrow until you see the **Pay My Bill** app.



3. Select **Click Here to Pay your Bill**.




- A Warning box appears alerting you that you are being directed to another website. Select **Yes** to continue.



- The **Account Overview** screen displays.

SAFE. SECURE. FAST!

Account Summary Change Address Change Insurance Contact Us Log Out



Account Overview


Statements Select All

Account #	Date	Statement	Balance	Pay Total (\$)	Pay
Tanya Test - 12345678					☑
Hospital	123456789	7/10/2017	\$700.00	\$700.00	☑

Line Item Detail

Service Date	Location	Amount	Pay Amount	Pay
6/1/2017	University Hospitals of Cleveland	\$40.56	40.56	☑
5/10/2017	University Hospitals of Cleveland	\$659.00	659.00	☑

Account #	Date	Balance	Pay
123456789	2017-04-21	0	
123456789	2017-03-17	0	
Quarantor Total		\$700.00	\$700.00
All Total		\$700.00	\$700.00

Pay Now 

Profile Summary

Tanya Test
TanyaTest17@gmail.com

EBill Delivery Preferences

Receiving your bill electronically is easy. Simply add your account and notification preferences below. You will be notified when a new bill is available for your review.

Guarantee Number eBill notifications
12345678 ☑

Need Additional Assistance?

Please contact Customer Service at 1-888-670-9775, Monday – Friday, 8 a.m. – 8 p.m. or email support@followmyhealth.com