



**Workspace ONE Content** allows you to access your network stored files from anywhere.

## Installing and Configuring the Content app

- Apple:** Open the **Hub** app, go to the **Apps** view, scroll to the bottom and select **Mobile Apps**. Tap **Install** next to Content.  
**Android:** On the "Work" side of your phone, the Content app is preinstalled.
- From your device home screen, launch the Content app, you will be prompted to sign-in. Enter your UH username and password.  
*\*Note the **uhhs** prefix before the username*

## Finding and Opening Files

You can customize the Favorites tab to show only applications/websites you choose.

- On the bottom menu, tap the **All Files** icon, you will see your drives. Tap on the drive you want to explore. From here, you can open the file/folders you choose. Additionally, you can tap on the magnifying glass to search for something specific.  
*On Android, when first opening a drive, tap the **Use login credentials** checkbox to avoid entering your password again.*

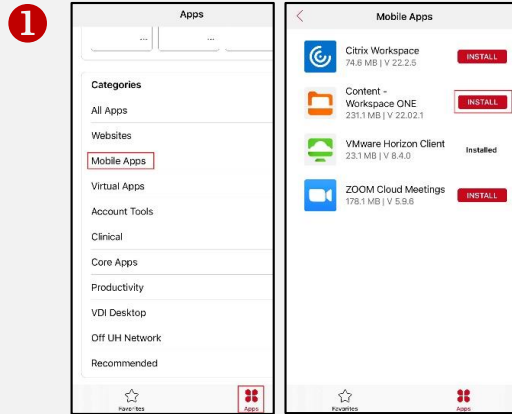
## Saving Favorites

- When browsing a file or folder, the "3 dot menu" will give you some additional options.
- After tapping the 3 dot menu on a specific file, tap the **Favorite** option.  
*You can view your favorites at any time from the **Favorites** icon on the bottom menu.*

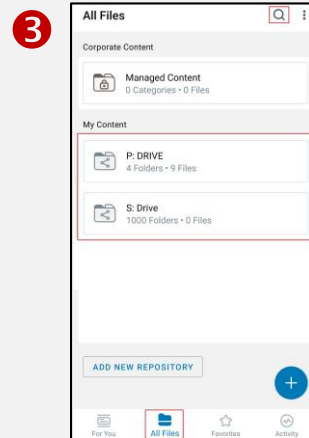
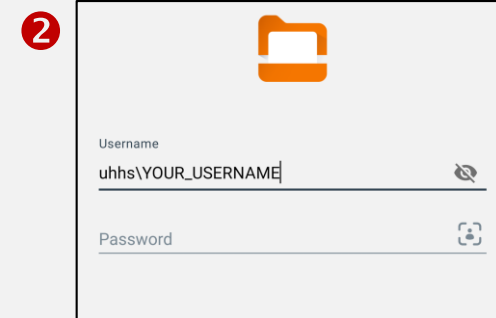
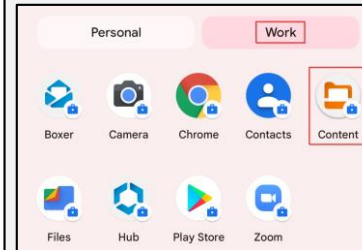
## Emailing a file

- If you have a file open, you can select the menu in the upper left and select **Email** or **Share**, this will open a new email from your UH email address. Apple devices can also email directly from the 3 dot menu shown in step 4.

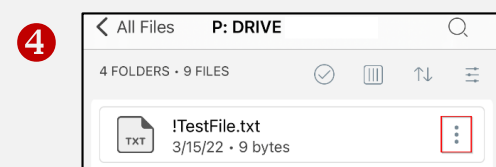
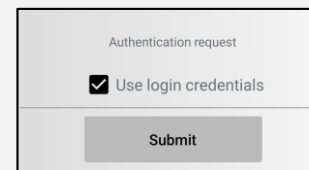
**Apple**



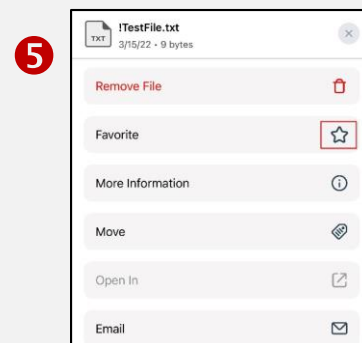
**Android**



**Android only**



**Apple**



**Android**

